

**FORWARD THINKING WITH
DATA INTELLIGENCE**

CONTENTS

1

**INTRODUCTION
TO ACORA**

2

**TACKLING
DATA**

3


**EVOLVED
REPORTING**

4

**ENTERPRISE
PROJECTS**

5

**FIND OUT
MORE**



INTRODUCTION TO ACORA

Thank you for downloading our eBook focusing on transforming your data journey. We hope you find it insightful.

At Acora, we believe that you can do more with your data.

COMPETITIVE ADVANTAGE

Do you have sufficient details on customers and trends?

OPERATIONAL VISIBILITY

Could your reporting be more effective?

ACTIONABLE INSIGHTS

Is your data accurate for quick decision making?

Continue reading to find out what cutting-edge tools can help you solve your reporting challenges and how you can rely on outsourced services to assist with enterprise-level projects. Data is powerful. Make sure you are leveraging its use.



2


**TACKLING
DATA**

DEALING WITH DATA

Businesses are producing more data, from more sources and owners, and at higher speeds, than ever before. That's not necessarily a bad thing. Information is power, after all - but generating useful reports from this tsunami is a major technical and business challenge for CIOs and IT teams.

There are three main reasons.

- 1) Some businesses simply lack any formal reporting tools or solutions and are still relying on outdated traditional methods, such as spreadsheets.
- 2) Others are using a reporting tool, but it doesn't satisfy meeting needs because it isn't comprehensive enough, hasn't been set up correctly, isn't being maintained properly or simply isn't being used to its full potential.
- 3) Dealing with out-of-date data. We are in a fast-moving digital world, and legacy platforms rely on complex integrations. Is the data current?



As a result, many businesses struggle to access and analyse data to gain relevant, actionable insights to support decision-making. What's more, their disparate data, systems and processes lead to higher costs; they may also create issues around data security, compliance and governance.

These problems are especially acute in mid-sized businesses, where in-house IT resources are frequently overwhelmed by the sheer volume, velocity and disparity of the data they're trying to handle and report on.



3

**EVOLVED
REPORTING**

NO MAGIC BULLET

We're seeing a growing number of businesses deploying **Microsoft's Power BI** as a solution.

The appeal is obvious: through its software services, apps and connectors, Power BI allows you to marshal your various source data, then easily create visualisations you can share across the organisation. It integrates with your existing Microsoft applications; and because it's embedded in the Azure cloud platform, it doesn't require a big investment in on-premises kit.

So why do so many businesses find it doesn't actually make reporting any easier – and may even make things worse?

MUDDYING THE WATER

The fundamental mistake businesses tend to make is that Power BI isn't designed to work in isolation. Asking it to report on a mass of unstructured source data simply interrupts the flow of that data; and the process of making changes and obtaining reports is slow in itself.

What we often see then is the business attempting to streamline things by creating a data lake and using Power BI to analyse that instead. True, the data's now all in one place rather than many different ones; but the app still has to sort through it all, so it remains slow and still doesn't deliver the expected speed, efficiency and other business benefits.



4

**ENTERPRISE
PROJECTS**





THINKING BIG

The enterprise solution is to create one or more data warehouses, and use extract, transform and load (ETL) data integration processes built to the size and scale of the source data.

This gives Power BI organised, normalised datasets from which it can create visualisations and reports much more quickly and easily than sorting through a data lake. Using data cubes, you can extract limited datasets (sales or financial, for example) to create even more rapid reports for specific purposes.

This is how Power BI is really designed to work, and it delivers the results accordingly.

SO WHY DON'T MID-SIZED BUSINESSES DO THIS?

In most cases, the simple answer is that building an enterprise-grade solution like this is simply not a practical option. It's complex, specialist work for which smaller organisations don't have the necessary skills in-house – or the budget to hire people who do.

THE ACORA SOLUTION

We make enterprise-level design principles, skills and experience accessible to our mid-market customers through our new outsourced managed service. Rather than hiring your own people, you can use ours, and leverage their expert application capabilities, including analysis, design, implementation, continuous improvement and maintenance.

The key benefit is that it's consumption-based: **as a user, you pay for what you use and no more.**

WHAT DOES THE SERVICE LOOK LIKE?

Business Outcome Analysis

What are your initial reporting requirements?

Business Gap Analysis

What have you got now, where do you want to be and most importantly, how do you get there?

Dig Into Data Gaps & Process Gaps


What's missing? Where from and why?

Implement Solution

Bridging the gap between current position and objective.

Continuous Improvement

Utilising key features and keeping up with the trends.



GET IN TOUCH

To find out how you can transform your data and turn it into powerful business intelligence, contact us via phone, email or through our website.

Our team will be happy to help.

BURGESS HILL

LONDON

BIRMINGHAM

BATH

MILTON KEYNES

NEWBURY

NORFOLK



Telephone
0844 264 2222



International callers
020374 8812



Email
hello@acora.com